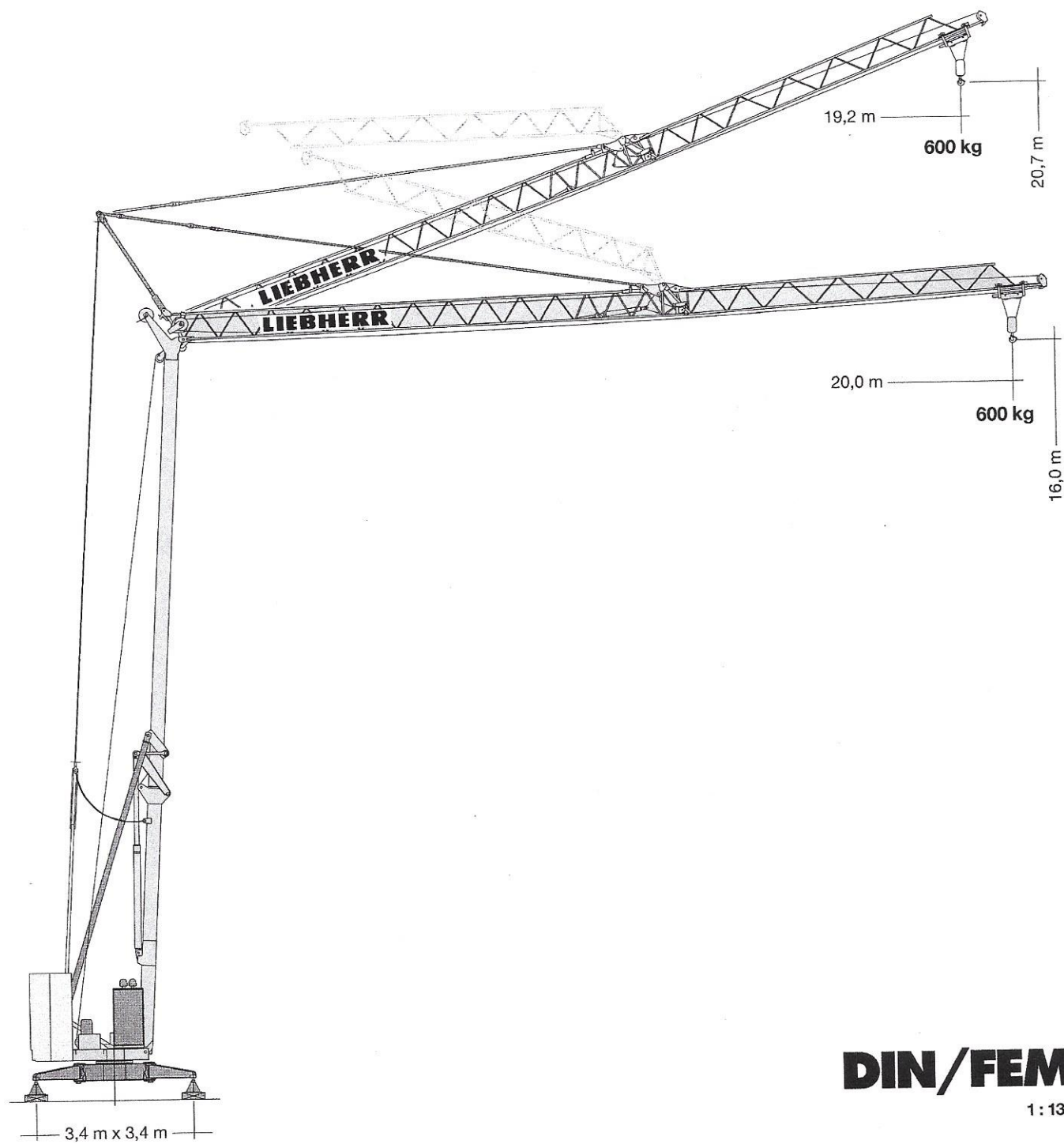


# Turmdrehkran 13 H

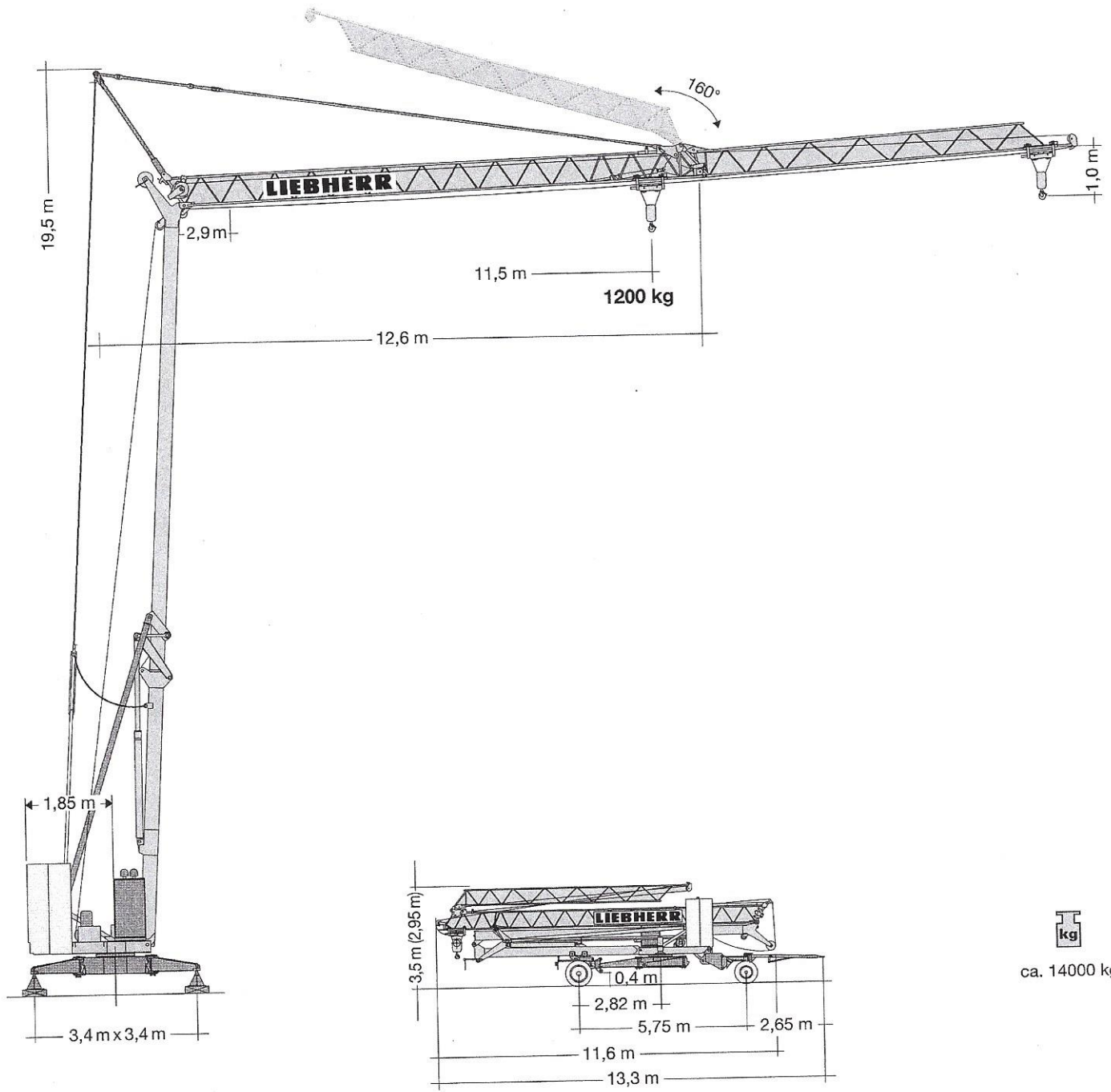
Tower Crane / Grue à tour / Gru a torre  
Grúa torre / Guindaste de torre



**DIN/FEM**

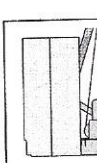
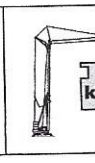
1:130

# LIEBHERR




## Gewicht

Weight / Poids / Peso / Peso / Pesos

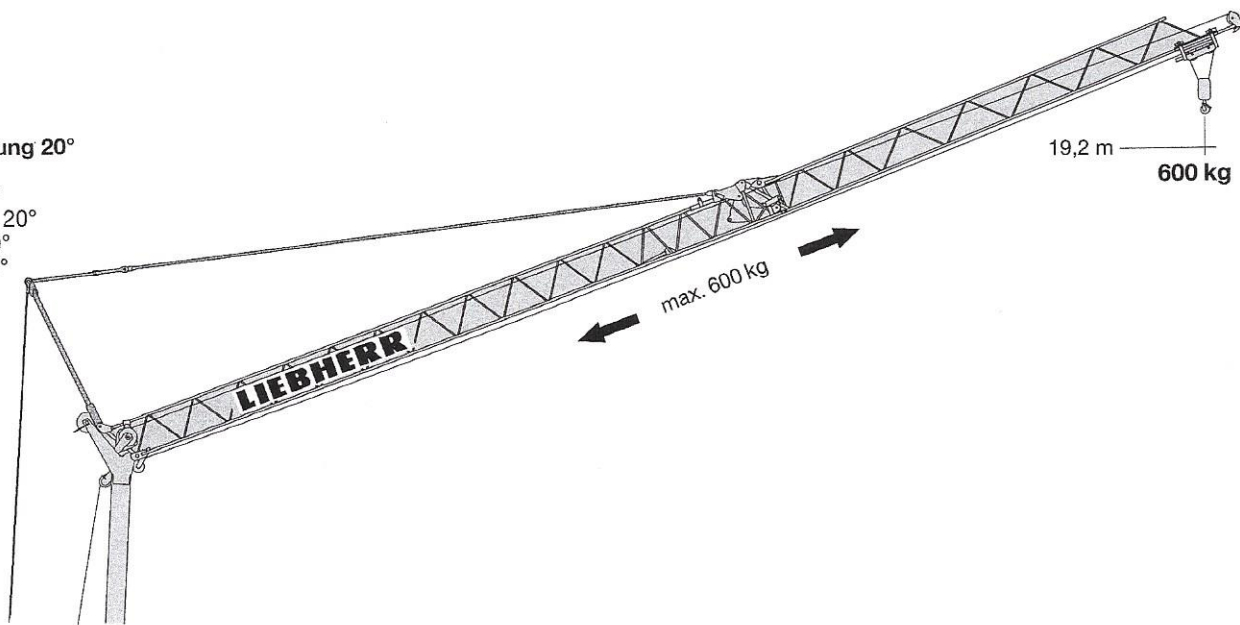
	<p>1 x 6650 kg</p>	<p>r = 1,85 m</p>		<p>5500 kg</p>
--	--------------------	-------------------	---	----------------

# Ausladung und Tragfähigkeit

Radius and capacity / Portée et charge / Sbraccio e portata / Alcances y cargas / Alcance e capacidade de carga

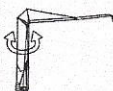
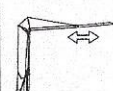

m	m / kg		m/kg								
			12,0	13,0	14,0	15,0	16,0	17,0	18,0	19,0	20,0
20,0	2,1-11,5 1200		1140	1030	940	860	790	740	690	640	600
11,6	2,1-11,5 1200		1200								

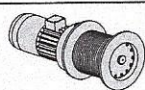
**Auslegersteilstellung 20°**  
 Elevated jib 20°  
 Flèche inclinée 20°  
 Braccio inclinato a 20°  
 Pluma inclinada 20°  
 Lança inclinada 20°





## Antriebe


Driving units / Mécanismes d'entraînement / Azionamenti / Mecanismos / Mecanismos

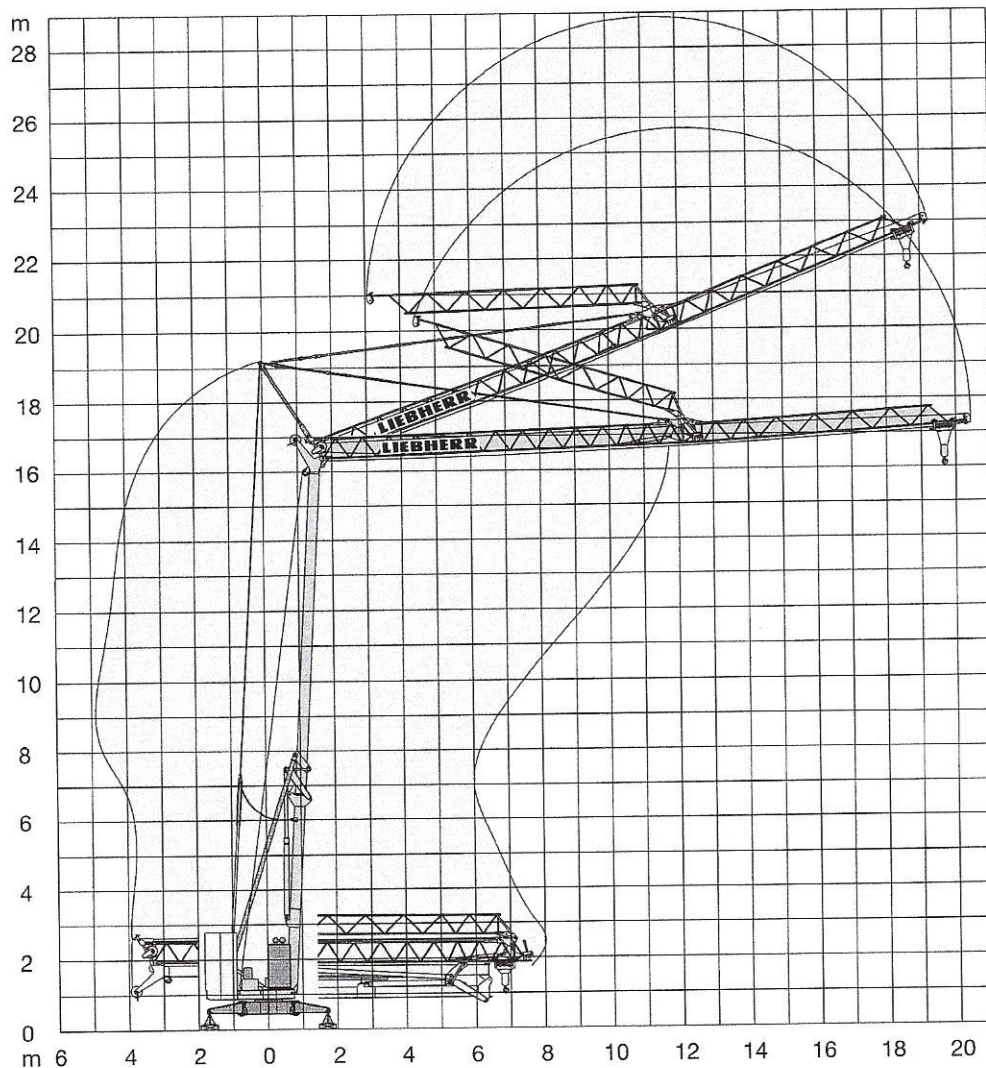
	230 V	400 V	
	0 ↔ 1,0 U/min sl./min tr./min	0 ↔ 1,0 U/min sl./min tr./min	1,1 kW
	7,5-15,0 m/min	30,0 m/min	1,5 kW
	ca. 160°/min.	ca. 160°/min.	3,0 kW

	Stufe / Step / Cran Marcia / Velocidad Velocidade		kg	m/min
3,5 kW	<b>230 V FU</b>			
	1	1200		3,0
	2	1200		6,5
	3	600		13,0
	<b>400 V KL</b>			
	1	1200		5,0
	2	1200		15,0
	3	600		30,0
	<b>400 V FU</b>			
1	1200		3,0	
2	1200		15,0	
3	600		30,0	

<b>BGL</b>		C.0.05.0012
------------	---	-------------




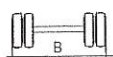



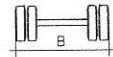
	230 V	Hz	A
30,0 m	3 x 2,5 mm <sup>2</sup>	50	16,0

	400 V	Hz	kVA
50,0 m	5 x 4 mm <sup>2</sup> KL/FU	50	8,0



## Kolli-Liste

Packing List / Liste de colisage / Lista dei colli / Lista de contenido / Lista de embalagem

Pos. Item Rep. Voce Pos. Ref.	Anz. Qty. Qte. Qta. Cant. Cant.				L (m)	B (m)	H (m)	kg	
1	1	<b>Transportachse vorne, H-Adapter</b> Road transport axle front, H adapter Essieux de transport avant, pièce d'adapt. H Assale anteriore, adattatore per H Eje de transporte delantero, adaptador H Eixo de transporte dianteiro, adaptador H	Tra 100 KY 6 Tra 100 KY 6 A			4,30	1,25	1,31	850
2	1	<b>Transportachse hinten, H-Adapter</b> Road transport axle behind, H adapter Essieux de transport arrière, pièce d'adapt. H Assale posteriore, adattatore per H Eje de transporte trasero, adaptador H Eixo de transporte traseiro, adaptador H	Tra 120 GY 1 A			1,60	2,50	1,20	1000
3	1	<b>Transportachse vorne m. Zwischenadapter</b> Road transport axle front w. adapter Essieux de transport avant a. pièce d'adapt. Assale anteriore con adattatore intermedio Eje de transporte delantero con adaptador intermedio Eixo de transporte dianteiro com adaptador intermédio	Tra 100 KY 6 Tra 100 KY 6 A			4,30	1,25	1,31	1050
4	1	<b>Transportachse hinten m. Zwischenadapter</b> Road transport axle behind w. adapter Essieux de transport arrière a. pièce d'adapt. Assale posteriore con adattatore intermedio Eje de transporte trasero con adaptador intermedio Eixo de transporte traseiro com adaptador intermédio	Tra 120 GY 1 A			1,75	2,50	1,25	1200

**Konstruktionsänderungen vorbehalten!**  
 Subject to alterations! / Sous réserves de modifications!  
 Si fa riserva di modifichel / Salvo modificação da construação!  
 ¡Sujeto a modificaciones!

**Sämtliche Angaben erfolgen ohne Gewähr.** / This information is supplied without liability.  
 Ces renseignements sont sans garantie. / Le indicazioni contenute si intendono salvo errori ed omissioni.  
 Declinamos toda responsabilidad derivada de la información proporcionada.  
 Declinamos qualquer responsabilidade quanto à informação fornecida.